

ADDLIGHT™ & EVERGLOW® EXIT Stairwell Markings




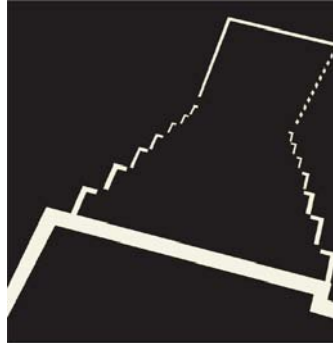
Aluminum Signs & Markings - All Meet NYC LL 26 - MEA Labeled

Premium Quality AddLight & EverGlow® Safety Guidance Systems

Exit path visibility in power outages is a must for occupant safety. New York City now mandates photoluminescent markings in stairwells of commercial high-rise office buildings. NYC code details the City's chosen design of a low location marking system for fire stairs.

The main points are:

- Mark all stair treads with front edge marking or side L's
- Mark entire floor perimeter of landings including front edge of landings leading to stairs
- Mark handrails
- Mark perimeter of EXIT path doors
- Add signage for all EXIT doors within the EXIT path
- Signage at change of direction or special direction, i.e., lateral transfers or up from basements or similar direction changes
- Mark obstacles protruding 4" or more into the stair to a height of 80"; low beams, low pipes, change of ceiling height, utility boxes, valves, pipes, etc.



ALL PRODUCTS



Premium STAYPUT™ GLOW TAPE

Works where others won't. Unique construction. Cast paint film technology with adhesive back for shrink free performance. Tough film with soft hand conforms to surfaces. Excellent for marking stairs, pathways, handrails, and fixed or movable hazards. Clean surface and install.

- Permanent
- Non-Shrink
- Conformable
- Non-Curl
- Peel & Stick Paint on a Roll
- NOT for Temporary Marking



Unique SP™ Tape Construction

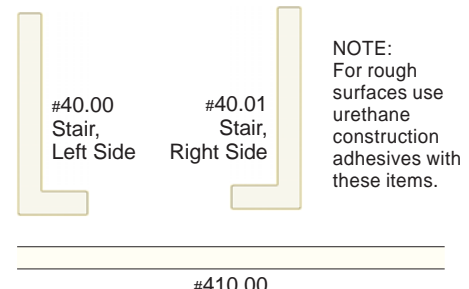


All Items are Self-Adhesive Peel and Stick Back.

No.	Description	Size W x L
NYC ALUMINUM STAIR STRIPS		
410.00	2" Aluminum Strip NY	2" 44"
NYC ALUMINUM STAIR L		
40.00	Aluminum Stair L Left Side	3" 8.5"
40.01	Aluminum Stair L Right Side	3" 8.5"
NYC STAYPUT GLOW TAPE FILM, PERIMETER, HANDRAIL, HAZARD TAPE		
408.20	1" StayPut Film Perimeter/Handrail Tape 10 METER RL	1" 32.8'
408.30	1" StayPut Film Perimeter/Handrail Tape 30 METER RL	1" 98.4'
412.20	1" StayPut Film ZEBRA HAZARD MARKING, 10 METER RL	1" 32.8'
412.30	1" StayPut Film ZEBRA HAZARD MARKING, 30 METER RL	1" 98.4'

25 Year Limited Warranty on Glow.
Expect service life **GREATER** than 50 years!

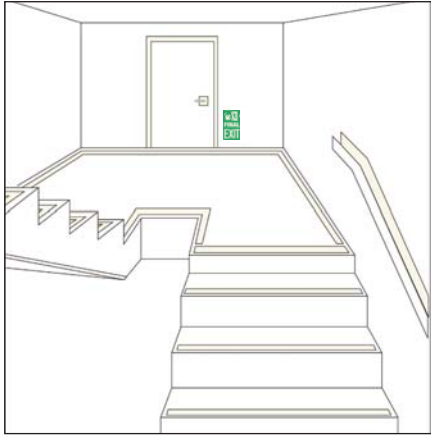
Aluminum MARKINGS



NOTE:
For rough surfaces use urethane construction adhesives with these items.

ADDLIGHT™ & EVERGLOW® EXIT Stairwell Markings

Aluminum Signs & Markings - All Meet NYC LL 26 - MEA Labeled



Premium materials offer true value with a history of long service life; vinyl free products; select adhesive systems; and market leading innovations such as printed aluminum signs and StayPut™ films. In the real world, AddLight™ & EverGlow® products stand out.

MEA approved products are identified by their MEA number. This signifies that the material passes tests for flame spread brightness, washability, radioactivity, and toxicity. An MEA is not a measure of adhesives, service life, quality, or product construction. The AddLight™ & EverGlow® name assures those attributes.

All Signs are Aluminum with Self-Adhesive Peel and Stick Back.



#40.25



#40.27



#40.10



#40.14



#40.26



#40.28



#40.13



#40.17



#40.11



#40.15



#40.19



#40.20



#40.22

SIGNS ARE ALUMINUM



#40.12



#40.16

All Items are Self-Adhesive Peel and Stick Back.

No. Description

Size
W x H

NYC ALUMINUM SIGNS

RUNNING MAN DIRECTIONALS

40.10	Running Man RIGHT ARROW	4.5"	8"
40.11	Running Man RIGHT UP 45° ARROW	4.5"	8"
40.12	Running Man RIGHT DOWN 45° ARROW	4.5"	8"
40.13	Running Man RIGHT DOWN ARROW	4.5"	8"
40.14	Running Man LEFT ARROW	4.5"	8"
40.15	Running Man LEFT UP 45° ARROW	4.5"	8"
40.16	Running Man LEFT DOWN 45° ARROW	4.5"	8"
40.17	Running Man UP ARROW	4.5"	8"

DOOR RELATED SIGNS

40.18	NOT AN EXIT	6"	1.5"
40.19	EXIT, RIGHT DOWN ARROW (Wall Mount)	9"	10"
40.20	EXIT, LEFT DOWN ARROW (Wall Mount)	9"	10"
40.21	DOOR HANDLE MARKER	4"	4"
40.22	ENTRANCE TO EXITWAY, Door Mount Sign (Universal)	4.5"	9.5"
40.23	FINAL EXIT, RIGHT DOWN ARROW (Wall Mount)	8"	14"
40.24	FINAL EXIT, LEFT DOWN ARROW (Wall Mount)	8"	14"
40.25	EXIT TO STREET, RIGHT DOWN ARROW (Wall Mount)	18"	8"
40.26	EXIT TO STREET, LEFT DOWN ARROW (Wall Mount)	18"	8"
40.27	EXIT THROUGH LOBBY, RIGHT DOWN ARROW (Wall Mount)	18"	8"
40.28	EXIT THROUGH LOBBY, LEFT DOWN ARROW (Wall Mount)	18"	8"



#40.23



#40.24



#40.21



#40.18